

# 4-Way Cassette Fan Coil Units


• UDFC Series




**COOLTOP**

**ÜNTES**<sup>®</sup>   
Building Trust since 1968

### UDFC Series

 Cooling capacity: 1,87-12,04 kW

 Heating capacity: 1,45-14,37 kW

- Ideal temperature and indoor air quality for all seasons
- Wide and versatile production options
- Advanced electronic control options
- Low energy consumption and high comfort
- Outstanding reliability and high quality
- Fresh air option



**COOLTOP**



#### Structural features

- The units are aesthetically-designed and easy to service and operate.
- Fresh air inlet is available to make fresh air connection when required.
- Washable and reusable filters are user- and environment-friendly.
- High-quality, plastic and single suction fans make sure that the operation noise is low even when air flows are at higher velocities.
- With their slim and compact designs, the units can be easily installed in spaces such as attics.
- They can be precisely adjusted with 5-speed PSC electric motors.
- Drainage pump drains up to 650 mm in head.
- Remote controller is available as standard. Wired controller options are also available on request.

#### Versions

- **2B:** 2-Pipe
- **4B:** 4-Pipe

#### Options / Accessories

- 2-way valves and actuators (Supplied loose)
- 3-way valves and actuators (Supplied loose)
- Standard remote control
- Central or individual wired control options

#### Types

- 4-Way cassette



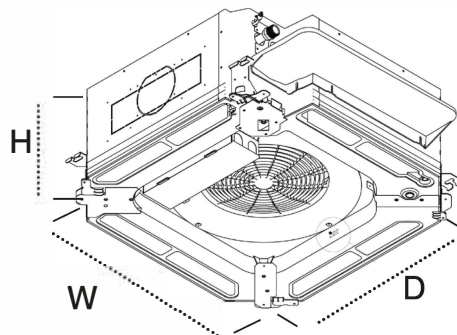
UDFC Series	2 PIPE									
	2	910	913	918	924	932	936	942	948	960
<b>Technical Specifications</b>										
❶ Total Cooling Capacity	kW	2,07	3,15	4,18	4,41	6,86	8,15	9,94	11,16	12,04
❶ Sensible Cooling Capacity	kW	1,63	2,22	3,09	3,29	5,00	6,02	7,08	8,00	9,09
❷ Heating Capacity	kW	2,77	3,90	5,27	5,59	8,10	9,85	11,88	13,34	14,37
Airflow (High Speed)	m³/h	630	540	760	810	1.140	1.410	1.510	1.720	1.840
Airflow (Medium Speed)	m³/h	510	415	610	760	1.020	1.240	1.345	1.485	1.720
Airflow (Low Speed)	m³/h	410	360	400	610	815	1.040	1.170	1.203	1.485
Airflow (Silent)	m³/h	340	220	290	400	610	815	940	936	1.203
<b>Dimensions (Unit)</b>										
Height (H)	mm	280	280	280	280	320	320	320	320	320
Width (W)	mm	574	574	574	574	844	844	844	844	844
Depth (D)	mm	574	574	574	574	844	844	844	844	844
Weight	kg	18	19	19	19	32	32	35	35	35
<b>Dimensions (Panel)</b>										
Height (H)	mm	65	65	65	65	67	67	67	67	67
Width (W)	mm	720	720	720	720	950	950	950	950	950
Depth (D)	mm	720	720	720	720	950	950	950	950	950
Weight	kg	3	3	3	3	5	5	5	5	5
<b>Fluid Data</b>										
❶ Water Flowrate (Cooling)	l/h	356	540	720	756	1.180	1.400	1.706	1.915	2.070
❶ Water Side Pressure Drop (Cooling)	kPa	16,5	10,8	16,4	17,8	17,0	22,0	22,7	28,0	32,0
❷ Water Side Pressure Drop (Heating)	kPa	14,3	9,2	15,0	16,2	15,8	20,0	20,0	24,5	29,0
Water Content	l	0,56	1,06	1,06	1,06	2,12	2,12	2,99	2,99	2,99
<b>❸ Sound Level</b>										
Sound Pressure Level (High Speed)	dBA	43	43	48	50	43	46	47	50	53
Sound Pressure Level (Medium Speed)	dBA	42	39	43	48	41	44	44	46	50
Sound Pressure Level (Low Speed)	dBA	36	37	37	43	38	42	42	40	46
Sound Pressure Level (Silent)	dBA	34	33	33	37	36	39	37	37	40
<b>Installation Data</b>										
Coil Inlet-Outlet Diameter	inch	3/4	3/4	3/4	3/4	1	1	1	1	1
Drain Pipe Diameter (Outer)	mm	24	24	24	24	26	26	26	26	26
<b>Absorbed Power</b>										
Absorbed Power (Cooling) - High Speed	W	85	74	132	153	124	150	185	225	255
Absorbed Power (Cooling) - Medium Speed	W	70	56	94	132	108	134	162	190	225
Absorbed Power (Cooling) - Low Speed	W	53	45	61	94	88	115	138	142	190
Absorbed Power (Cooling) - Silent	W	43	29	45	61	65	92	108	113	142

\* All data given in the table is at 0 Pa external static pressure.

❶ Values are at turbo speed, 27 °C DB, 19 °C WB room conditions and 7/12 °C in/out water temperatures.

❷ Values are at turbo speed, 20 °C DB room conditions and 50 °C water inlet temperature.

❸ Sound pressure levels are measured at 1 meter distance from the tested unit and Q:1



## 4-Way Cassette Fan Coil Units

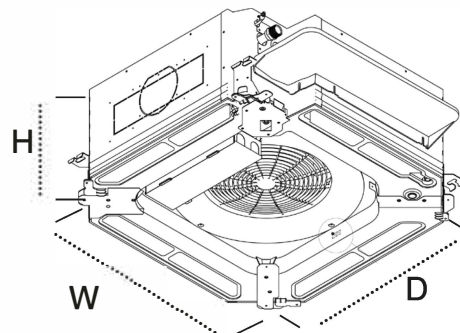
UDFC Series	4 PIPE									
	4	910	913	918	924	932	936	942	948	960
<b>Technical Specifications</b>										
❶ Total Cooling Capacity	kW	1,87	2,64	3,53	3,72	5,70	6,74	8,71	9,72	10,47
❶ Sensible Cooling Capacity	kW	1,49	1,94	2,69	2,87	4,53	5,44	6,42	7,26	7,83
❷ Heating Capacity	kW	1,45	3,14	4,12	4,35	5,54	6,44	7,66	8,38	8,88
Airflow (High Speed)	m³/h	630	540	760	810	1.140	1.410	1.510	1.720	1.840
Airflow (Medium Speed)	m³/h	510	415	610	760	1.020	1.240	1.345	1.485	1.720
Airflow (Low Speed)	m³/h	410	360	400	610	815	1.040	1.170	1.203	1.485
Airflow (Silent)	m³/h	340	220	290	400	610	815	940	936	1.203
<b>Dimensions (Unit)</b>										
Height (H)	mm	280	280	280	280	320	320	320	320	320
Width (W)	mm	574	574	574	574	844	844	844	844	844
Depth (D)	mm	574	574	574	574	844	844	844	844	844
Weight	kg	18	19	19	19	32	32	35	35	35
<b>Dimensions (Panel)</b>										
Height (H)	mm	65	65	65	65	67	67	67	67	67
Width (W)	mm	720	720	720	720	950	950	950	950	950
Depth (D)	mm	720	720	720	720	950	950	950	950	950
Weight	kg	3	3	3	3	5	5	5	5	5
<b>Fluid Data</b>										
❶ Water Flowrate (Cooling)	l/h	320	454	605	640	979	1.159	1.494	1.670	1.800
❶ Water Side Pressure Drop (Cooling)	kPa	15,0	13,3	19,0	20,8	14,3	17,5	19,5	23,5	26,5
❷ Water Flowrate (Heating)	l/h	126	274	360	382	486	565	673	734	778
❷ Water Side Pressure Drop (Heating)	kPa	10,0	14,0	20,5	22,0	14,4	18,7	17,0	20,5	22,0
Water Content (Cooling Coil)	l	0,46	0,86	0,86	0,86	1,76	1,76	2,55	2,55	2,55
Water Content (Additional Heating Coil)	l	0,11	0,22	0,22	0,22	0,45	0,45	0,54	0,54	0,54
<b>❸ Sound Level</b>										
Sound Pressure Level (High Speed)	dBA	43	43	48	50	43	46	47	50	53
Sound Pressure Level (Medium Speed)	dBA	42	39	43	48	41	44	44	46	50
Sound Pressure Level (Low Speed)	dBA	36	37	37	43	38	42	42	40	46
Sound Pressure Level (Silent)	dBA	34	33	33	37	36	39	37	37	40
<b>Installation Data</b>										
Coil Inlet-Outlet Diameter (Cooling Coil)	inch	3/4	3/4	3/4	3/4	1	1	1	1	1
Coil Inlet-Outlet Diameter (Heating Coil)	inch	1/2	1/2	1/2	1/2	3/4	3/4	3/4	3/4	3/4
Drain Pipe Diameter (Outer)	mm	24	24	24	24	26	26	26	26	26
<b>Absorbed Power</b>										
Absorbed Power (Cooling) - High Speed	W	85	74	132	153	124	150	185	225	255
Absorbed Power (Cooling) - Medium Speed	W	70	56	94	132	108	134	162	190	225
Absorbed Power (Cooling) - Low Speed	W	53	45	61	94	88	115	138	142	190
Absorbed Power (Cooling) - Silent	W	43	29	45	61	65	92	108	113	142

\* All data given in the table is at 0 Pa external static pressure.

❶ Values are at turbo speed, 27 °C DB, 19 °C WB room conditions and 7/12 °C in/out water temperatures.

❷ Values are at turbo speed, 20 °C DB room conditions and 70/60 °C in/out temperatures.

❸ Sound pressure levels are measured at 1 meter distance from the tested unit and Q=1



**ÜNTEŞ**<sup>®</sup>   
Building Trust since 1968

**Export Sales Office**

**Address:** 53. Cadde 1450. Sokak Ulusoy  
Plaza No: 9/51 Cukurambar, Ankara, Turkey  
**Email:** export@untes.com.tr  
T+90 (312) 287 91 00 F+90 (312) 284 91 00

**Manufacturing Plant-1**

Air Handling & Ventilations Systems,  
Fan Coil Systems  
Packaged Air Conditioning Systems  
**Address:** Istanbul Yolu 37.km  
Kahramankazan, Ankara, Turkey

**Manufacturing Plant-2**

Water Chiller and Heat Pumps  
**Address:** Istanbul Yolu 24.km Saraykoy, Ankara

[www.untes.com](http://www.untes.com)



untesklima